

UNDERBENCH

UNDERBENCH & CHEF BASE



FT-900R
FT-900F



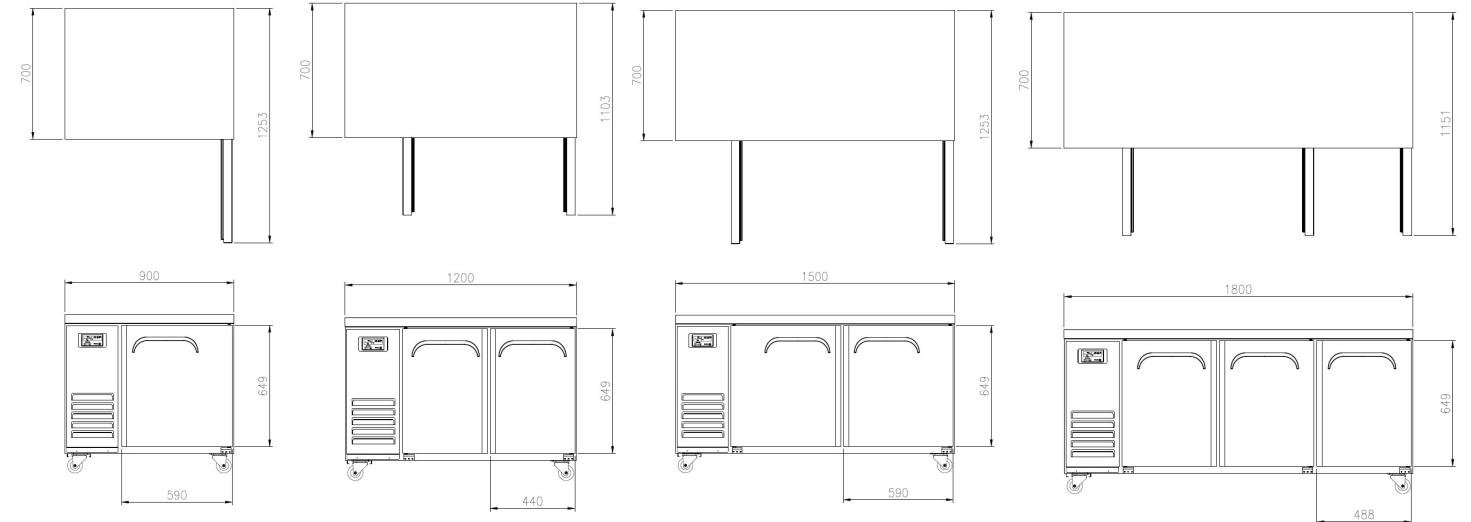
FT-1500R
FT-1500F



FT-1200R
FT-1200F



FT-1800R
FT-1800F



FT-900R/FT-900F

FT-1200R/FT-1200F

FT-1500R/FT-1500F

FT-1800R/FT-1800F

3 DRAWER MODELS

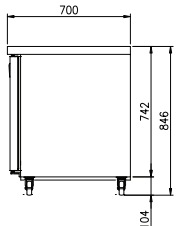


FDU-1200

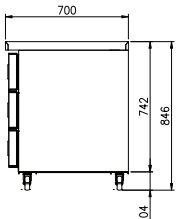
FDU-1500

FDU-1800

FT SIDE PLAN



FDU SIDE PLAN



3 DRAWER MODELS



FDU-1200



FDU-1500



FDU-1800

FEATURES

- Digital temperature control & monitor system
- 3" casters (brakes at front)
- Fully stainless steel finished cabinet
- PE coated sturdy wire shelves

- Auto-closing doors & stopper
- Door pressure release device
- Magnetic door gasket

<Drawer Model>

- Telescoping drawer slide
- Drawer can hold up to 40kg
- Accommodates 15cm deep pan (*pans are optional)

TEMPERATURE

- Fridge: 0°C~5°C
- Freezer: -18°C

OPTIONAL MODELS

- 2 Drawer model (custom made)
- 3 Drawer mode (FDU)
- Leg model

*The heights include the caster (104mm) *D: Defrost

Model	Capacity (l)	Exterior Dimension (mm)			Net Weight (kg)	Gross Weight (kg)	Power Supply	Amps	Watt	HP	Refrigerant	No. Doors	No. Pans (1/1")
		W	D	H									
FT-900R	186	900	700	846	61	66	10A	2.0	340	1/3	R-134a	1	
FT-1200R	293	1,200	700	846	78	86	10A	2.0	340	1/3	R-134a	2	
FT-1500R	402	1,500	700	846	84	94	10A	2.0	340	1/3	R-134a	2	
FT-1800R	509	1,800	700	846	95	108	10A	2.0	340	1/3	R-134a	3	
FT-900F	186	900	700	846	64	69	10A	3.0	380(D:520)	3/8	R-134a	1	
FT-1200F	293	1,200	700	846	81	89	10A	3.0	380(D:520)	3/8	R-134a	2	
FT-1500F	342	1,500	700	846	87	97	10A	3.0	380(D:520)	3/8	R-134a	2	
FT-1800F	509	1,800	700	846	95	108	10A	6.0	890(D:520)	1/2	R-404A	3	
FDU-1200	286	1,200	700	845	96	103	10A	1.8	320	1/5	R-134a	3	6
FDU-1500	388	1,500	700	845	120	128	10A	2.0	340	1/3	R-134a	6	9
FDU-1800	489	1,800	700	845	140	153	10A	2.0	340	1/3	R-134a	6	12