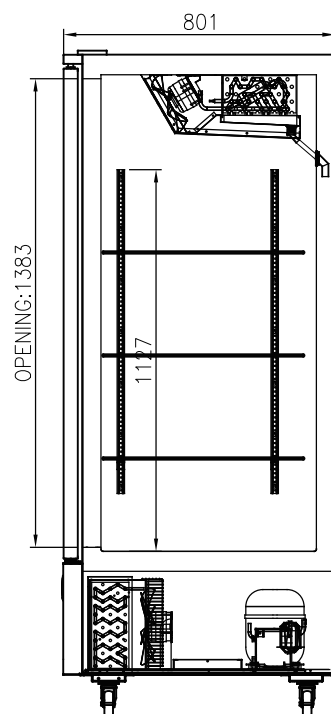
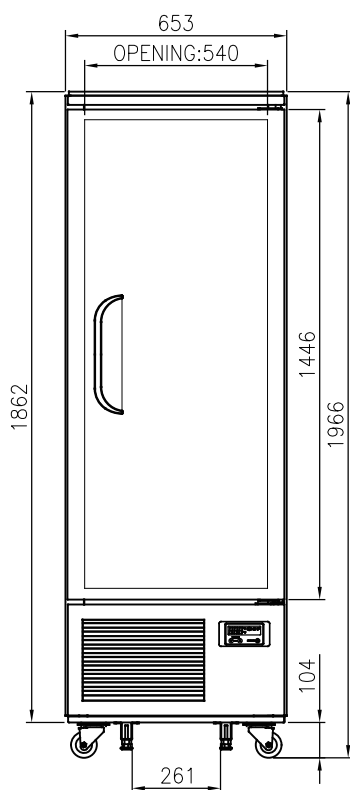
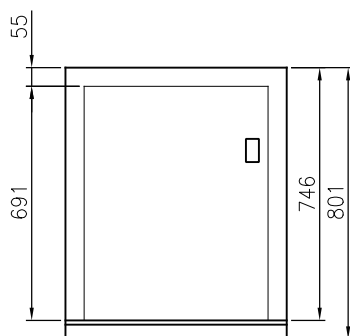


BOTTOM MOUNT UPRIGHT

KBM-25RS1 / KBM-25FS1



FEATURES

- Auto-closing doors & stopper
- Door pressure release device
- Magnetic door gasket
- Door sensor with magnetic switch
- Extra-large internal capacity
- Digital temperature control & monitor system
- 3" casters (brakes at front)
- LED lighting interior
- Stainless steel finished top, front, sides and doors
- PE coated sturdy wire shelves

TEMPERATURE

- Fridge: 0°C ~ 5°C
- Freezer: -18°C

OPTIONAL MODELS

- Left hinged model (door reverse)
- 4" or 5" casters

Model	Capacity (ℓ)		Exterior Dimension (mm)			Net Weight (kg)	Power Supply	Amps	Voltage (V/Hz/Ø)	Watt	HP	Refrigerant	No. Door	Type
	Gross	Net	W	D	H									
KBM-25RS1	480	445	653	801	1,934	102	10A	3.2	240/50/1	380	3/8	R-134a	1	Fridge
KBM-25FS1	480	445	653	801	1,934	104	10A	4.0	240/50/1	400(D:550)	3/8	R-134a	1	Freezer

* Design and specifications subject to change without notice
 * Actual shipping weight may differ due to extra packing materials for product protection.