

GLASS DOOR UNDERBENCH



FT-900RG



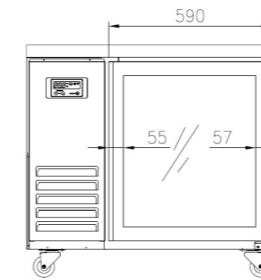
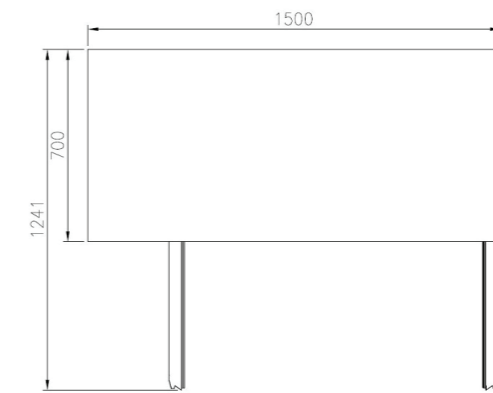
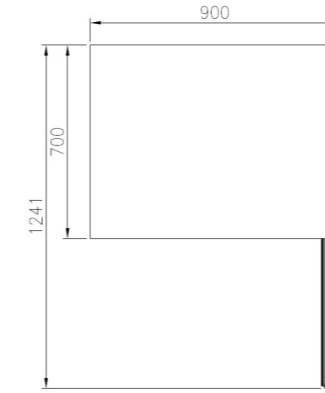
FT-1500RG



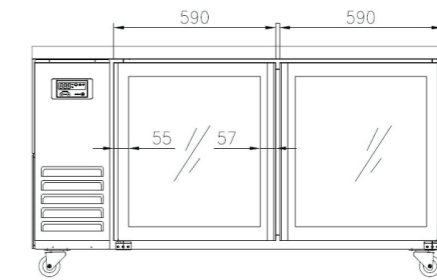
FT-1200RG



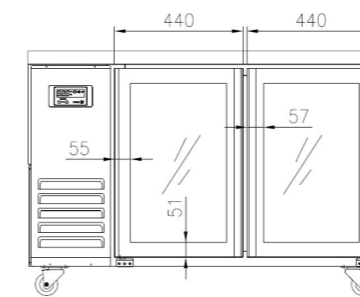

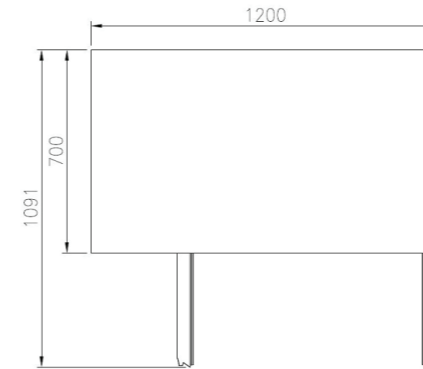
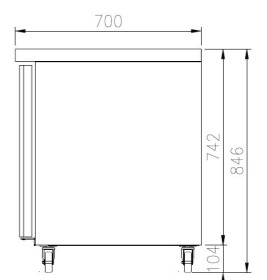
FT-1800RG



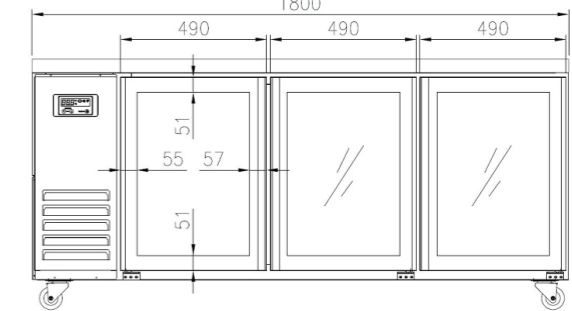
FT-900RG



FT-1500RG



FT-1200RG



FT-1800RG

*The heights include the caster (104mm)

FEATURES

- Auto-closing doors & stopper
- Door pressure release device
- Magnetic door gasket
- Extra-large internal capacity
- Front breathing
- Tempered glass

- Digital temperature control & monitor system
- 3" casters (brakes at front)
- LED lighting interior
- Fully stainless steel finished cabinet
- PE coated sturdy wire shelves

TEMPERATURE
- 0°C ~ 5°C

OPTIONAL MODEL
- Leg model

Model	Capacity (l)	Exterior Dimension (mm)			Net Weight (kg)	Gross Weight (kg)	Power Supply	Amps	Watt	HP	Refrigerant	No. Door
		W	D	H								
FT-900RG	186	900	700	846	61	66	10A	2.0	360	1/3	R-134a	1
FT-1200RG	293	1,200	700	846	78	86	10A	2.0	360	1/3	R-134a	2
FT-1500RG	402	1,500	700	846	84	94	10A	2.0	380	1/3	R-134a	2
FT-1800RG	509	1,800	700	846	95	108	10A	2.0	380	1/3	R-134a	3