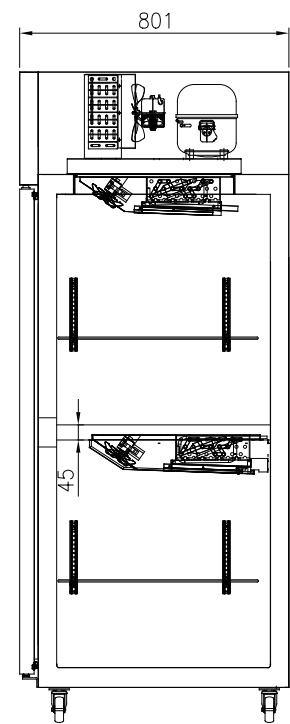
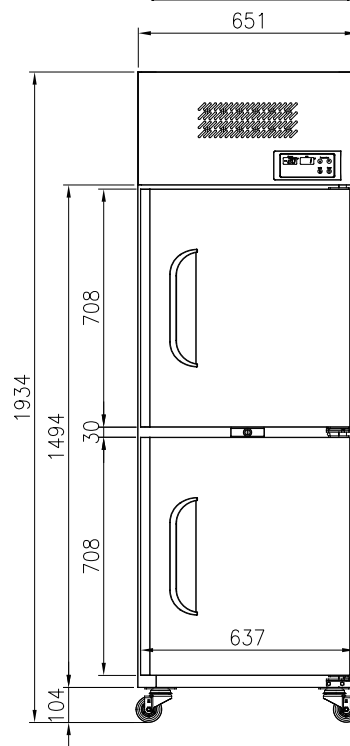
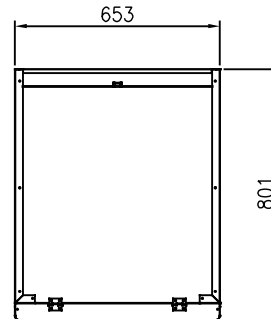


KTM-25RF



FEATURES

- Auto-closing doors & stopper
- Door pressure release device
- Magnetic door gasket
- Door sensor with magnetic switch
- Door locks
- Extra-large internal capacity

- Digital temperature control & monitor system
- 3" casters (brakes at front)
- LED lighting interior
- Stainless steel finished top, front, sides and doors
- PE coated sturdy wire shelves

TEMPERATURE

- Fridge: 0°C ~ 5°C
- Freezer: -18°C

OPTIONAL MODELS

- Left hinged model (reversible door)
- 4" or 5" casters

Model	Capacity (ℓ)		Exterior Dimension (mm)			Net Weight (kg)	Power Supply	Amps	Watt	HP	Refrigerant	No. Door
	Gross	Net	W	D	H							
KTM-25RF	242	206	653	801	1,934	107	10A	4.0	400 (D:550)	3 / 8	R-134a	2

* Exterior height includes 3" for caster or leg height.
 * Design and specifications subject to change without notice
 * Actual shipping weight may differ due to extra packing materials for product protection.